ESON

ESON Precision Engineering Co., Ltd.

Institutional Investors Conference

2026. 11. 17

ESON

Disclaimer

- This presentation, along with related information disclosed, contains forward-looking information obtained from both internal and external sources
- The actual operating results, financial condition, and business outlook of the company in the future may differ from the estimates implied or expressed in this forward-looking information, and such variances may arise due to various risks beyond the company's control.
- The financial information disclosed in this presentation has not been fully audited or reviewed by auditors and is provided for reference only. For detailed information, please refer to the auditor's financial audit report
- The forward-looking statements in this presentation reflect the company's views as of the present date. The company is not responsible for providing timely reminders or updates in the event of any changes or adjustments to these views in the future.

CONTENTS

ESON

01 Financial Overview 2026 Q3

02 Company Outlook 2026 Q4 & 2027

03 Global Layout and Business Development

04 Q & A

ESON

01 Financial Overview 2026 Q3

2026 Q3 Income statement

ESON

(NTD in thousands)	FY26 Q3	FY26 Q2	QoQ %	FY26 Jan-Sep	FY25 Jan-Sep	YoY %
Operating Revenue	4,148,516	3,213,743	+29%	10,499,587	9,188,905	+14%
Gross Profit	917,085	817,759	+12%	2,511,653	1,969,811	+28%
Operating Income	417,617	384,551	+9%	1,147,358	760,514	+51%
Pre-Tax Income	409,786	378,538	+8%	1,125,378	761,489	+48%
Net Income	289,593	257,997	+12%	795,359	567,781	+40%
EPS(NTD)	1.72	1.53	-	4.72	3.37	-
Gross margin	22%	25%	-	24%	21%	-
Operating Profit Margin (OPM)	10%	12%	-	11%	8%	-
Net profit margin	7%	8%	-	8%	6%	-

ESON

The numerical trends over the past three years



Product Mix by Quarter

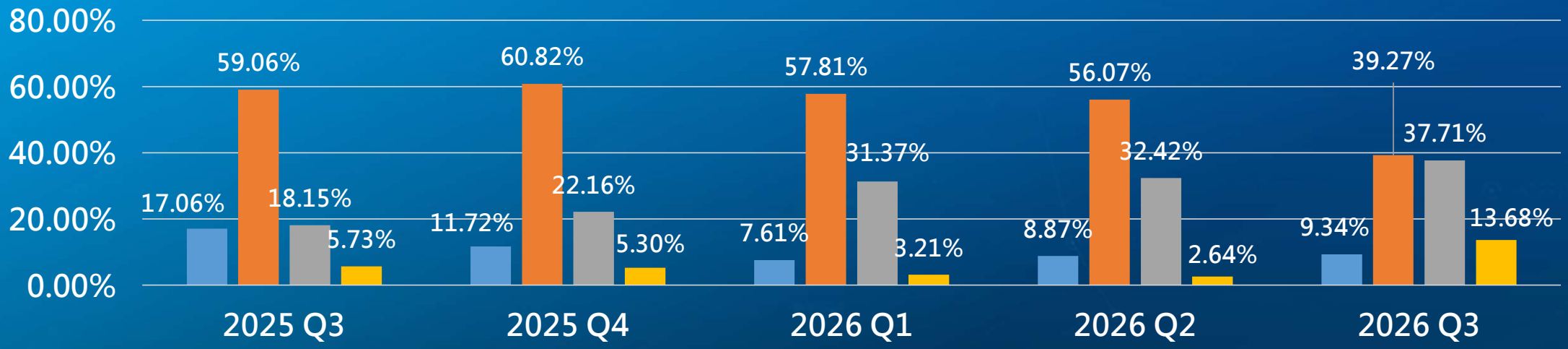

Consumer Automotive Netcom Other

Proportion of Products in 2024

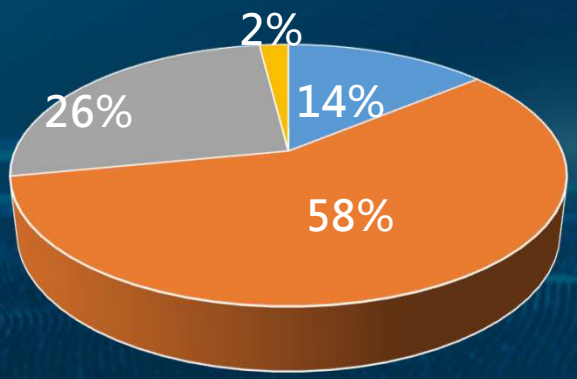

Proportion of Products in 2025

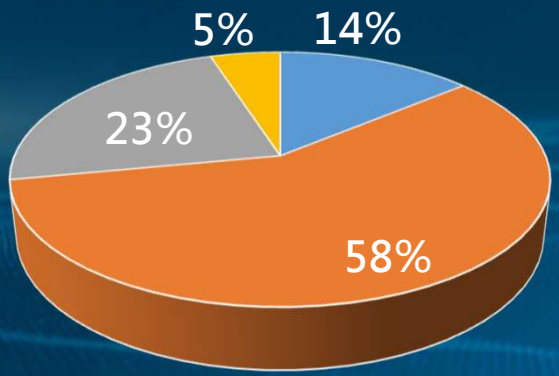

02 Company Outlook 2026Q4 & 2027

Five product categories

ESON



Automotive



AI Server



LEO



Clean energy



Consumer

2026 Outlook (YoY)









Revenue	Automotive	Networking	New Energy	Consumer Electronics
Initial Forecast	→	↗↗↗	↗↗	↘↘
Q1~Q3 Actual	↗	• Revenue has been recognized for some tooling, and production is underway.	• LEO satellite products entered the production ramp-up phase in Q3. • Server orders remain in production.	• New energy products are progressively entering mass production. • Continue to expand in the new energy sector.	• Consumer electronics shipments continue to decline amid weak end-market demand and a customer's divestment of its home appliance business.
Q4 Forecast	↗↗				

2027 Outlook (YoY)









Revenue	Automotive	Networking	New Energy	Consumer Electronics
• Short-term growth depends on orders from new customers and new industries. • Long-term growth requires broader operations and expansion into new industries.	• End-market consumer demand has yet to fully recover. • Demand will depend on market acceptance of new business models. • Pursue new automotive customers.	• Next-gen products are coming; expand server-related opportunities and pursue new customers. • LEO satellite demand remains strong, with new products in joint development.	• New-customer products have entered the sampling stage and may contribute significant revenue. • Existing-customer JDM products remain in development. • Continue to pursue opportunities in the North American energy market.	• Seek orders for other consumer electronics to offset TV products. • TV-related shipments continue to decline.

ESON Business Growth Strategy

ESON

1 Deepen Existing Businesses

- Expand AI opportunities: switches, cooling and racks.
- Grow U.S. customer partnerships across industries.
- Invest in R&D and joint product development.

2 Develop New Customers

- Pursue new U.S. and European LEO customers.
- Expand North American energy solutions.
- AI data center demand is rising.

3 Expand into New Industries / New Fields

- AI equipment.
- Expand EMS services.
- Enter precision machining through partnerships.

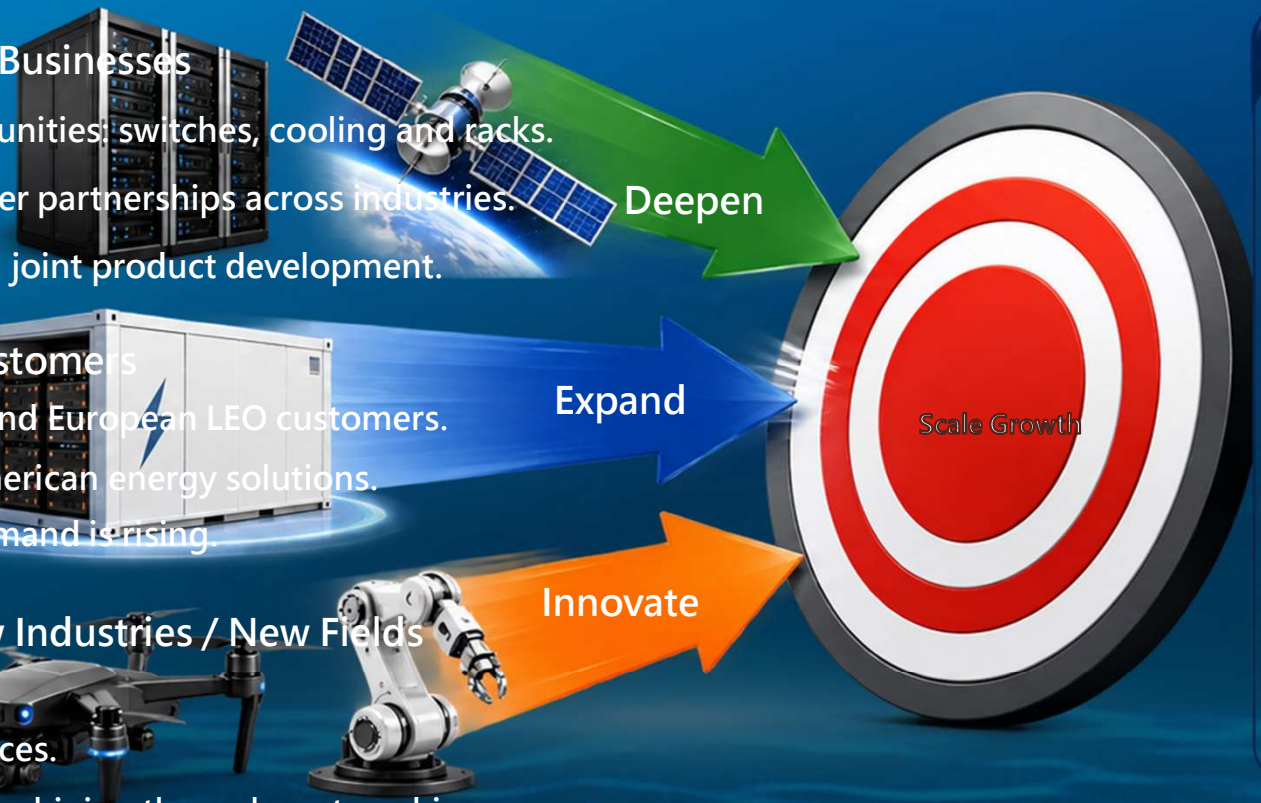

Business Highlights

Order Momentum
Long life cycles; new orders

Market Growth
High-growth markets

Technology
R&D and co-development

Future Focus
Next-gen industries

Deepen + Expand + Innovate drives scale growth and market penetration!

03 Global Layout and Business Development

Business Development – Automotive Our advantage

ESON



Complete production equipment

Molding machines, two-shot machines, stamping lines, testing equipment, cleaning, coating, powder-baking lines, laser cutting, bending, CNC, etc.



Highly automated production line

Automatic feeder, automatic spot welding/riveting, in-mold manipulator, automatic air leakage test

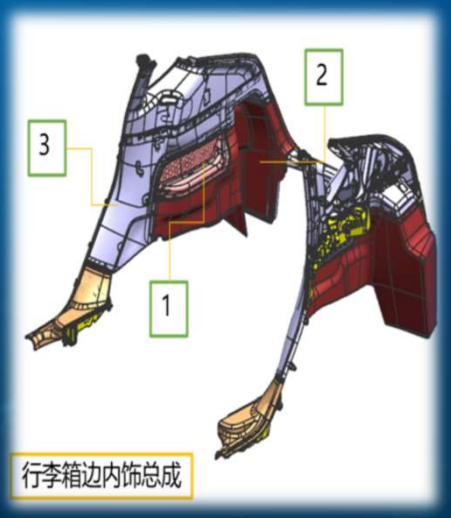

Diversified production processes

Welding, leather cutting/wrapping, foam molding, hot-melt bonding, insert molding, and component assembly.



Complete global layout

Global footprint enabling flexible adjustment of production sites to meet regional manufacturing needs.

Globl Manufacturing | Integrated Services

ESON



Global Footprint

- Global production sites
- Local production support
- Flexible regional capacity

Process Integration

- Tooling, machining, assembly, testing & delivery
- Complete regional processes
- Simpler cross-process supply chains

Cross-Industry Applications

- Automotive, servers, LEO satellites & energy
- Support diverse customer needs

Mass Production Collaboration

- Joint development & process optimization
- Quality and on-time delivery
- Fewer cross-region disruptions(in logistics and inventory)

Needs Assessment › Design & Tooling › Precision Manufacturing › Assembly & Validation › Global Delivery

ESON Precision is a trusted long-term partner with global manufacturing and integrated capabilities.

Global Layout -Asia



Location : China(Kunshan)
Production process ：Plastic Injection, Stamping, Coating, Welding, Assemble, Tooling, Rack cabinet etc.
Manufacture products ：Tooling, Automotive, Network, Consumer products etc.



Location : Malaysia/ (Batupahat Johor)
Production process ： Plastic Injection, Stamping , Assemble etc
Manufacture products ： Network , Server, Gaming, Consumer products.



Location : Vietnam/Quang Ninh Province (Dong Mai)
Production process：Plastic Injection, Stamping , Assemble etc.
Manufacture products：Network, Consumer products etc.

Global Layout – Taiwan

ESON



Location：Taiwan (Longtan)

Key processes：Sheet-metal fabrication, server and rack assembly.
Products：Networking equipment, servers and racks.

2026 Q4 mass production begins; Approx. floor area: 4,300 sqm

Global Layout –North America

ESON



Location: Mexico (Tijuana)
Production process：Plastic Injection, Stamping, Welding, Coating, Assemble, Rack cabinet etc.
Manufacture products：Automotive, Network, Server, Energy storage, Consumer products etc.



Location : Mexico(Monterrey)
Production process：Plastic Injection, Stamping, Welding, Assemble etc.
Manufacture products：Automotive, Network, Server, Energy storage etc.

LEO Satellite Business Update

ESON

Industry Trends × Customer Needs × ESON Precision



Aerospace
Aero AI
Starship

SPACEX

TESLA







User Terminal
Direct to Cell
Aviation
Robot
AI Grok

- Shipments continue to ramp up, alongside joint development of next-generation products.
- Expand beyond "ground terminals" to capture opportunities in AI servers, spectrum and terrestrial signal coverage.
- Pursue opportunities aligned with customers' business goals, including Direct-to-Cell Direct-to-Cell (D2C) connectivity and related applications.





Ground Station (Gateway)
Data Center

Server Business Update

ESON

Industry Trends × Customer Needs × ESON Precision

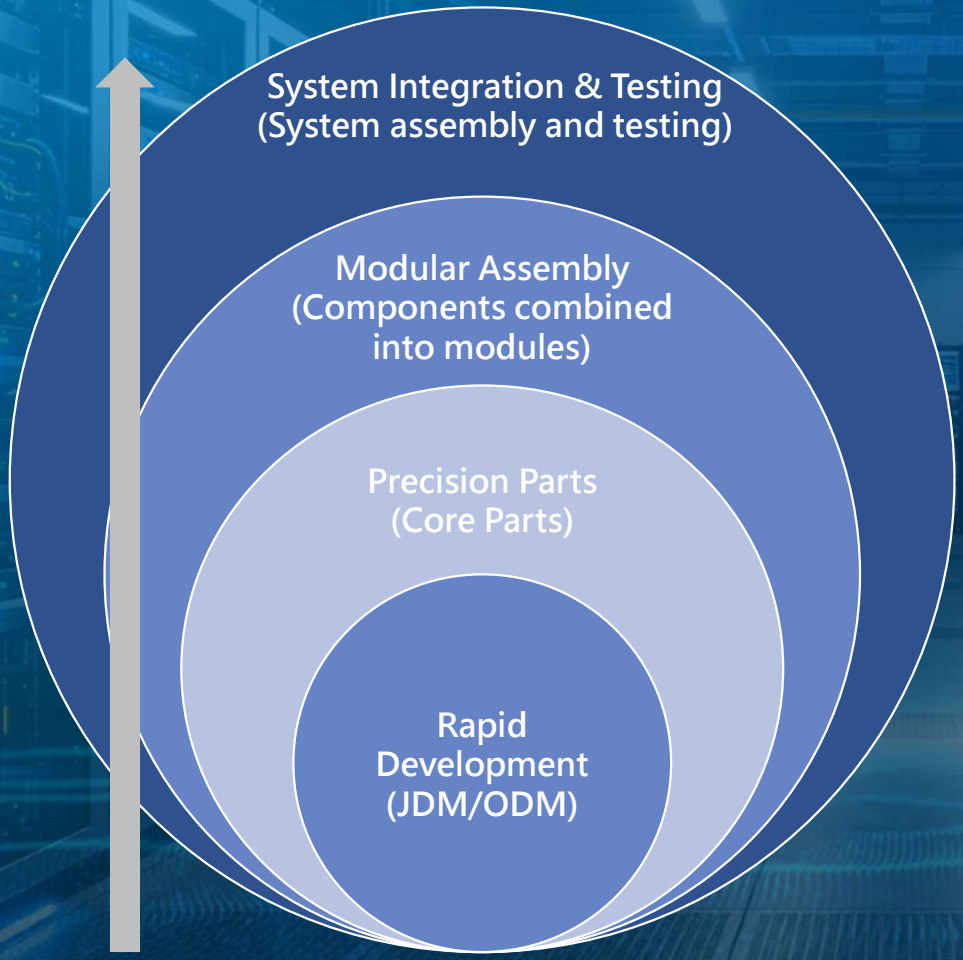

- Continue developing new customers and qualifying products for production across all sites.
- Server orders cover key products such as AI computing (VR , GB300), network switches (SWITCH), power shelves (Power Shelf), thermal systems (Thermal) and other core products.
- Next-gen servers are expected to enter mass production in 2027, with an estimated product lifecycle of 2-3 years.
- Provide modular, integrated solutions to optimize costs, strengthen customer relationships and grow the business.

New Energy Business Update

ESON

Industry Trends × Customer Needs × ESON Precision

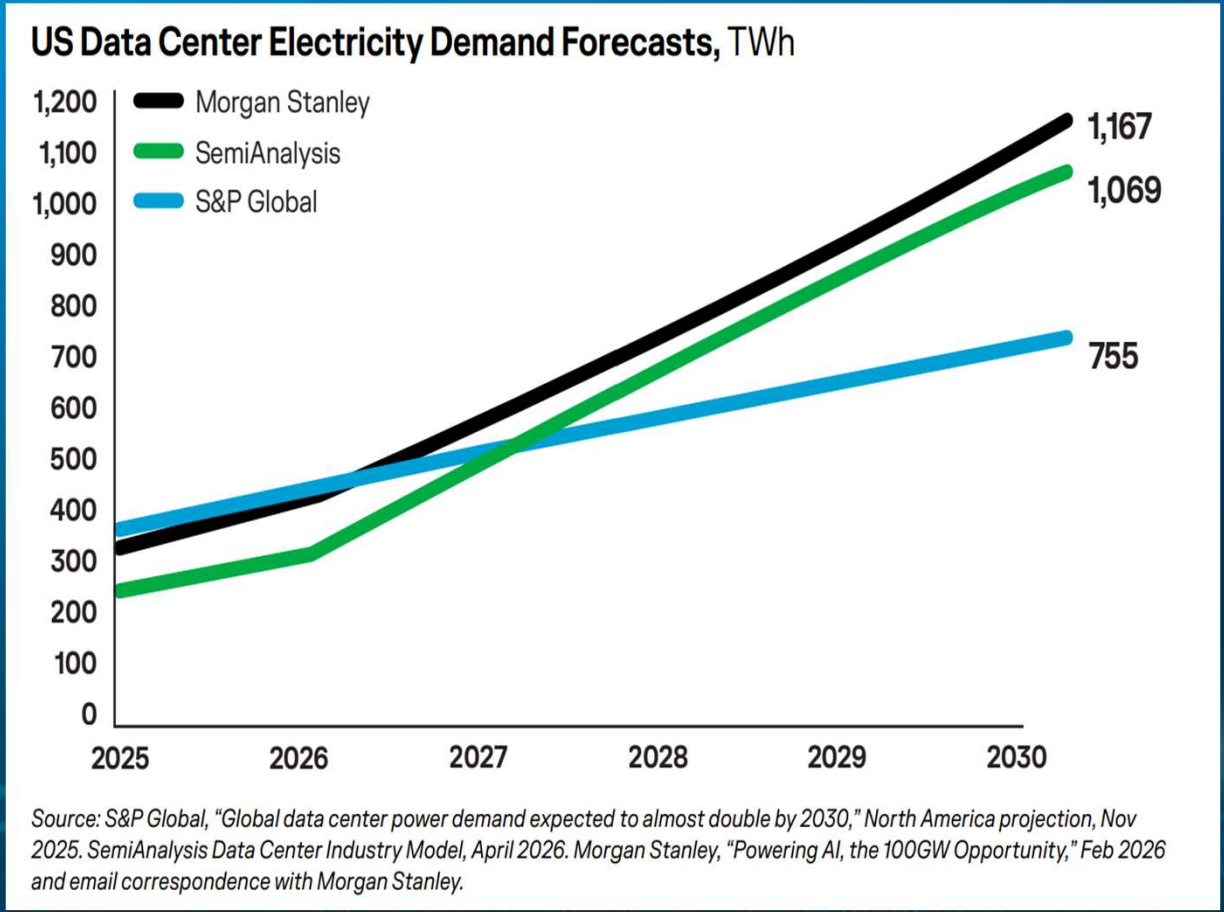

Source: S&P Global, "Global data center power demand expected to almost double by 2030," North America projection, Nov 2025. SemiAnalysis Data Center Industry Model, April 2026. Morgan Stanley, "Powering AI, the 100GW Opportunity," Feb 2026 and email correspondence with Morgan Stanley.

- AI data center (Data Center) construction continues to grow, while power availability has become a key constraint for AI data center expansion.
- North America is our primary target market for manufacturing.
- We continue to deepen existing customer partnerships; new customers are expected to contribute revenue in FY27 (mainly through energy cabinets and enclosures)

Energy systems: inverters, EV chargers, storage and efficiency devices.

GHG Reduction Targets & Action Plan

ESON



To improve the usefulness, comparability and global consistency of our sustainability disclosures, and meet capital-market expectations for climate reporting,

Starting FY2027, we will transition from our existing ISO GHG inventory framework and progressively align with the internationally recognized GHG Protocol standards for future emissions management and disclosure.

ESON

Voluntary

Paid-in capital below NT$2 billion

and not regulated by the MOENV

Disclose climate governance, risk management and Scope 1–2 emissions; the full IFRS Sustainability section is voluntary.

Download past sustainability reports and find related information: https://www.eson.tw/index.php?c=category&id=86

04 Q & A

Thank you